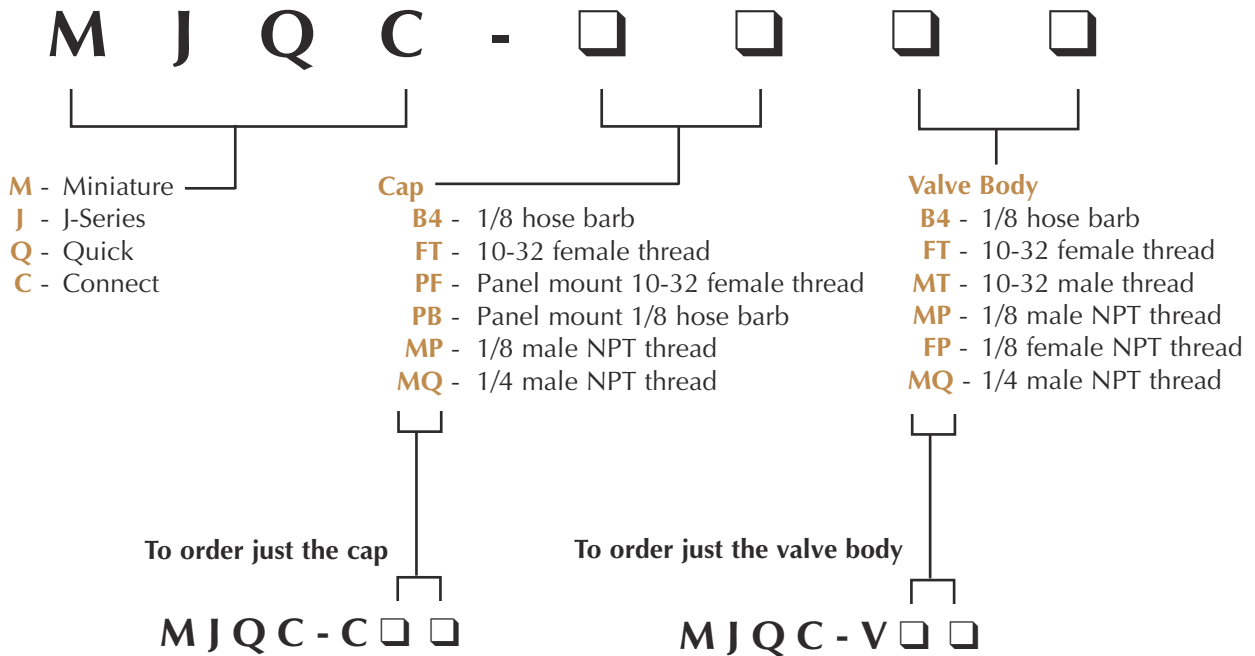




# MINIMATIC® J-SERIES QUICK CONNECT

The Minimatic® J-Series quick connect consists of two component parts that are joined to form the complete connector. The valve body contains a 2-way spring-loaded poppet valve that is generally connected to the main air supply. When the poppet is not depressed, the air supply is shut-off by this valve. The Cap contains a valve depressor that when assembled to the valve body, depresses the poppet allowing air to flow from the main supply to circuitry or equipment downstream. Valve body & cap assemblies contain both components.



STANDARD CATALOG PARTS		
Assembly	Cap Only	Valve Body Only
MJQC-B4B4	MJQC-CB4	MJQC-VB4
MJQC-B4MP	MJQC-CFT	MJQC-VFT
MJQC-MPB4	MJQC-CMP	MJQC-VFP
MJQC-PBB4	MJQC-CPB	MJQC-VMP
MJQC-PFB4	MJQC-CMQ	MJQC-VMQ

## VALVE BODY & CAP ASSEMBLIES

\*1/8 Barb - fits 1/8 I.D. hose. Ideal for use with Clippard 3814-6 polyurethane hose.

### FEATURES

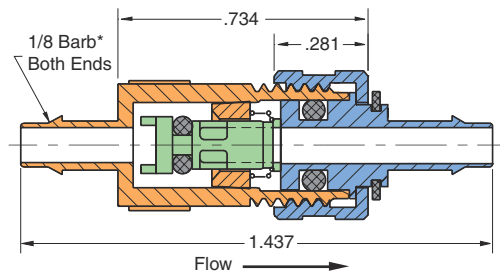
- High flow of 14 scfm @ 100 psi
- Space saving attractive miniature design
- Wide variety of connectors
- Adds convenience to equipment and circuits
- Brass body, electroless nickel plated
- Non-corrosive - Delrin® poppet
- Fills the gap between clumsy, large quick connects and smaller quick connects with less flow
- Buna-N seals, positive shut off
- Positive threaded connection, stays connected
- Medium: air, oil, and water
- Working Pressure: 0-150 psi max.



Minimatic® J-Series quick connect fittings are very compact yet provide a high flow of 14 scfm@ 100 psi. The electroless nickel plated brass body is available with 10-32 threads (M or F), 1/8 NPT threads (M or F), 1/4 NPT threads (M) or a 1/8 hose single barb configuration that is ideal for use with Clippard 3814-6 polyurethane hose.

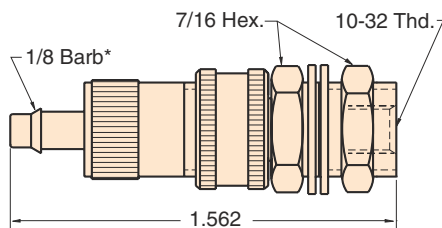
### MJQC-B4B4

Combination of MJQC-VB4 & MJQC-CB4



### MJQC-PFB4

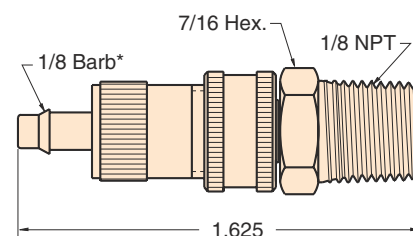
Combination of MJQC-VB4 & MJQC-CPF



(Supplied with mounting nut and two washers)

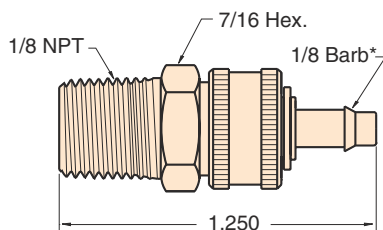
### MJQC-MPB4

Combination of MJQC-VB4 & MJQC-CMP



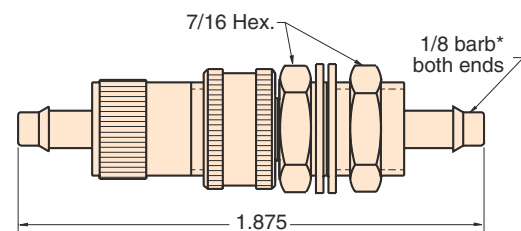
### MJQC-B4MP

Combination of MJQC-VMP & MJQC-CB4



### MJQC-PBB4

Combination of MJQC-VB4 & MJQC-CPB



(Supplied with mounting nut and two washers)



# MINIMATIC® J-SERIES QUICK CONNECT

## CAPS

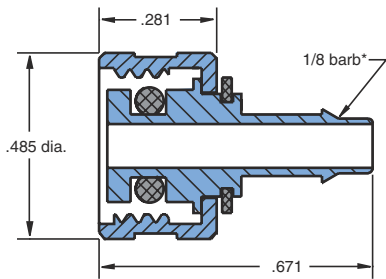
Caps with open flow path

Minimatic® J-Series quick connect fittings are ideal for use in jigs, fixtures, feeding devices, logic control circuitry and automatic or semi-automatic machinery. Assembly is simple, and the tightening of the knurled cap assures a positive, leakproof, high pressure connection that will stay connected.

\*1/8 barb - fits 1/8 I.D. hose. Ideal for use with Clippard 3814-6 polyurethane hose.

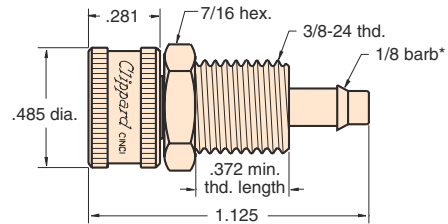


## MJQC-CB4

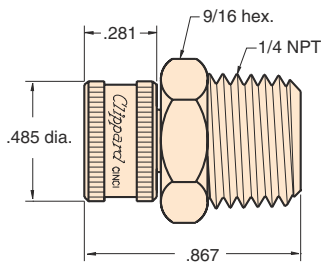


## MJQC-CPB

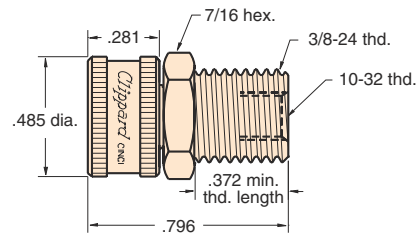
Supplied with mounting nut and two washers



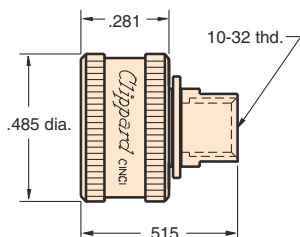
## MJQC-CMQ



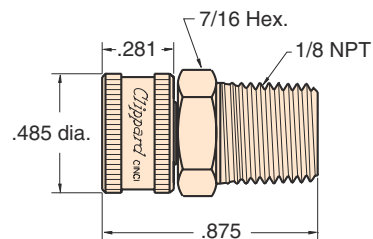
## MJQC-CPF



## MJQC-CFT



## MJQC-CMP



## VALVE BODIES

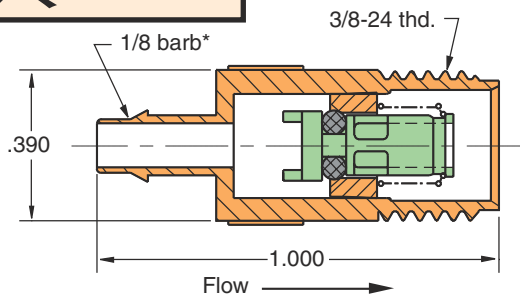
Valve bodies with shut-off valve

Minimatic® J-Series quick connect fittings are very compact yet provide a high flow of 14 scfm @ 100 psi. The electroless nickel plated brass body is available with 10-32 threads (M or F), 1/8 NPT threads (M or F), 1/4 NPT threads (M) or a 1/8 hose single barb configuration that is ideal for use with Clippard 3814-6 polyurethane hose.

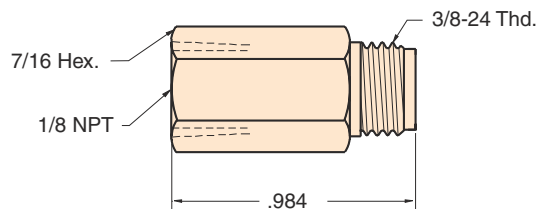


\*1/8 Barb - fits 1/8 I.D. hose. Ideal for use with Clippard 3814-6 polyurethane hose.

### MJQC-VB4

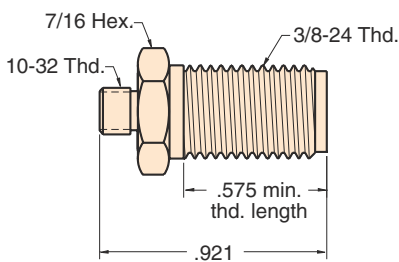


### MJQC-VFP

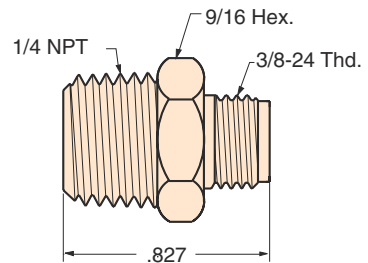


### MJQC-VMT

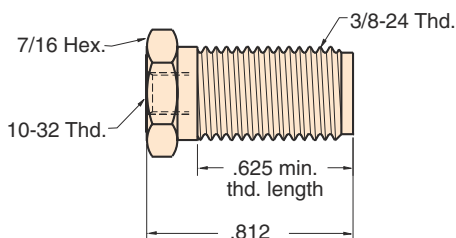
Supplied with mounting nut and two washers



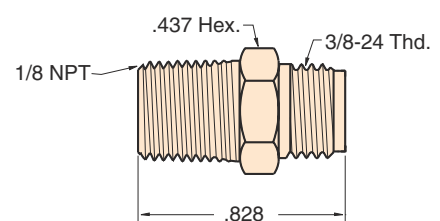
### MJQC-VMQ



### MJQC-VFT



### MJQC-VMP

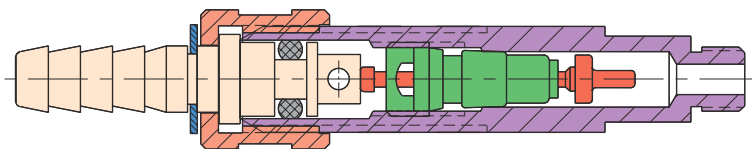
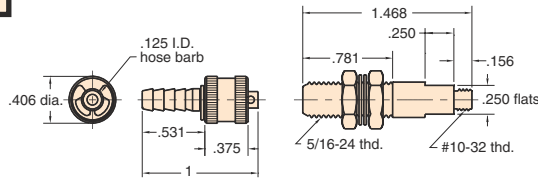




# MINIMATIC® QUICK CONNECT

## MQC-2

### Quick Connect Assembly



Flow ←

**Type:** One way check quick connect assembly of valve body MQC-V2 and hose connector MQC-F

**Material:** Body- brass, Stem- brass

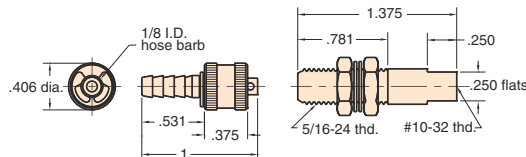
**Seals:** Buna-N

**Working Pressure:** 0 to 300 psig

**Air Flow:** @ 50 psig - 3.0 scfm  
@ 100 psig - 5.8 scfm

## MQC-3

### Quick Connect Assembly



**Type:** One way check quick connect assembly of valve body MQC-V3 and hose connector MQC-F

**Material:** Body- brass, Stem- brass

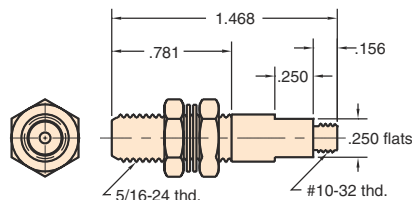
**Seals:** Buna-N

**Working Pressure:** 0 to 300 psig

**Air Flow:** @ 50 psig - 3.0 scfm  
@ 100 psig - 5.8 scfm

## MQC-V2

### Valve Body



**Material:** Brass

**Thread:** 10-32 male

**Mounting:** In panel or bracket to 1/4" thick with two 7/16" mounting nuts and lockwashers furnished; also screws directly into operative unit or manifold

**Seals:** Buna-N

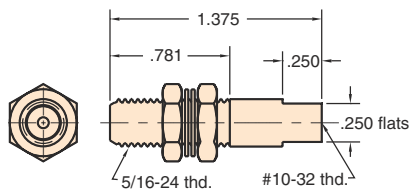
**Use:** For connection with external shut-off to external hose, use hose connectors: MQC-F, MQC-FT, MQC-F2

**Options:** (-NP)



## MQC-V3

### Valve Body



**Material:** Brass

**Thread:** Tapped 10-32

**Mounting:** In panel or bracket to 1/4" thick with two 7/16" mounting nuts and lockwashers furnished; like MQC-V2, but end is tapped 10-32 instead of threaded

**Seals:** Buna-N

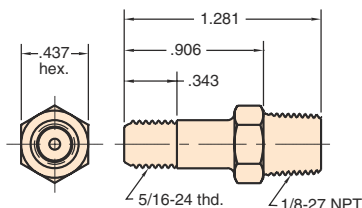
**Use:** For connection with external shut-off to external hose, use hose connectors: MQC-F, MQC-FT, MQC-F2

**Options:** (-NP)



## MQC-VP

### Valve Body



**Material:** Brass

**Thread:** 1/8" NPT base; 5/16-24 body

**Use:** For connection with external shut-off to external hose, use hose connectors: MQC-F, MQC-FT, MQC-F2

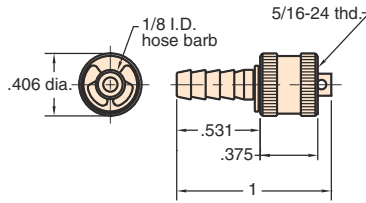
**Seals:** Buna-N

**Options:** (-NP), (MR)

## MQC-F



1/8" Hose Connector



**Material:** Brass

**Thread:** ID of knurled end screws onto male end of valve bodies

**For Use With:** 1/8" ID Vinyl, Buna-N or braided hose

**Installation:** Simply push hose onto barbed end and secure with hose clamp # 5000-1, 5000-2 or 5000-1A.

**Seals:** Buna-N

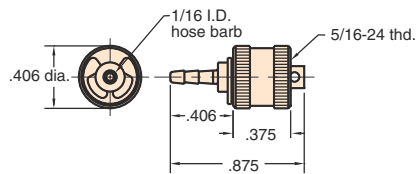
**Options:** (-NP)



## MQC-F2



1/16" Hose Connector



**Material:** Brass

**Thread:** ID of knurled end screws onto male end of valve bodies

**For Use With:** Subminiature 3814-5 1/16" ID vinyl hose

**Installation:** Simply push hose onto barbed end and secure with slip-over hose clamp furnished

**Seals:** Buna-N

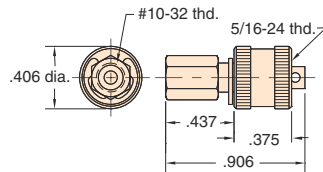
**Options:** (-NP)



## MQC-FT



10-32 Tapped Connector



**Material:** Brass

**Thread:** Outlet is tapped 10-32. ID of knurled end screws onto male end of valve bodies: MQC-V2, MQC-V3, MQC-VP

**Mounting:** Outlet mounts with 10-32 short coupling #11999

**Seals:** Buna-N

**Options:** (-NP)

